

Compact and reliable. Fast true 3D laser scan with color texture
Auto landmark, arch index, measurement, and diagnostic report
Custom shoes and orthotic insoles for foot clinics and retail stores

www.vismach.com

XSOL-DUO is Smaller/Lighter/Faster than USOL-DUO



XSOL-DUO vs USOL-DUO



XSOL-DUO vs USOL-DUO

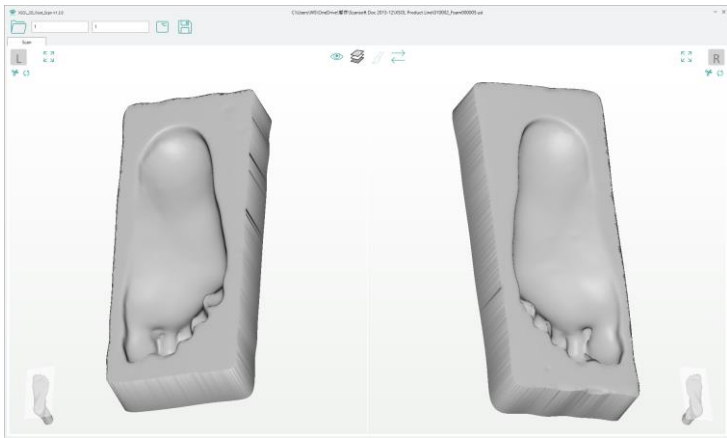
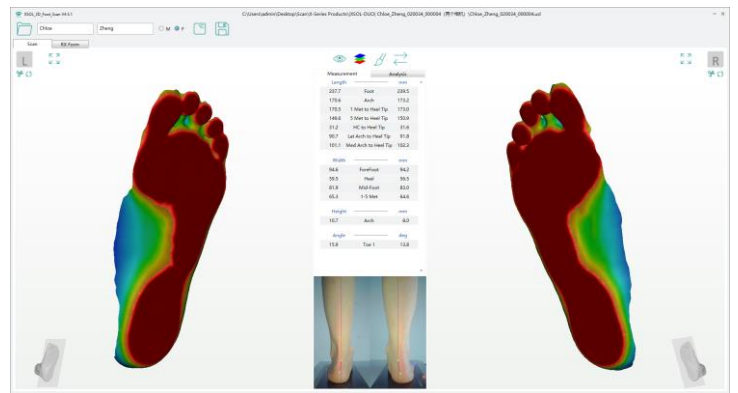
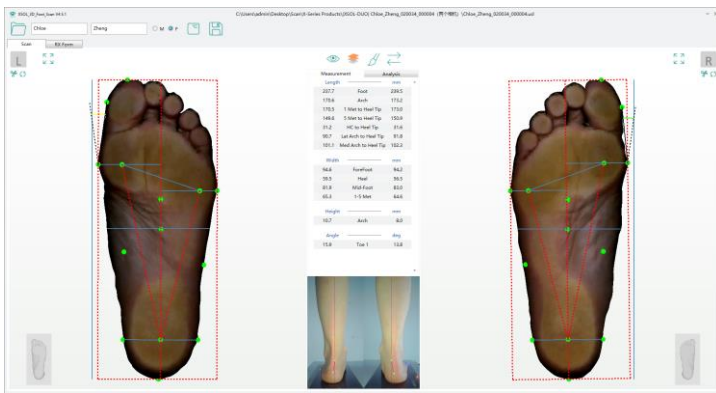


XSOL-DUO Floor



XSOL-DUO Floor

XSOL software improves on USOL software (same file formats)



Chloe Zheng

Shop name: ScanPod

Scan date: 2024/04/22 16:35:42

Scanner No: 020034_000004

Age: [blank]

Gender: Female

Snapshot

	Left	Right
Foot Length (mm)	237.7	239.5
Foot Width (mm)	94.6	94.2
Shoe Size (EU)	38	39
Arch Index	Left: 0.21	Right: 0.23

More

	Left	Right
Heel Angle (deg)	0	0
Leg Angle (deg)	0	0
Hallux Angle (deg)	15.9	13.8

Heel Angle & Leg Angle

L R

Hallux Angle

R L

XSOL-DUO Hardware

- Foot Plantar 3D with color in non/semi/full weight
- Foam Impression and Plaster Cast
- Laser 3D Scan 2.0s one-way
Color texture 2.0s/4.9s for normal/high resolution
High resolution color can match 2D office scanner
- PC Minimum J4125 4G RAM 1080P display
PC Recommended N5105 8G RAM or better
- Software UI or Foot switch to activate scan
- Room lighting (improved noise filtering than USOL-DUO)
- Heel camera has higher resolution than USOL-DUO
- Clean 3D mesh, +/- 1.0mm accuracy
- Scan Volume 330L X 140W X 80H mm
- Size: 455L X 430W X 59H mm
- Weight: 6.55Kg (14.4Lb)
- Load Capacity: 180 Kg (397Lb)
- Power adapter AC 100-240V; DC 12V/3A
- Customizable panels design and color
- CE/FDA/PSE certification/registration
- One-year limited warranty

XSOL Software

- Win10/11, doesn't support Win7/8
- Auto diagnostic for arch type, bunion, and heel angle
- Auto tracking blue marker at 1st and 5th met points
- Auto tracking blue marker at 3 heel points.
- Mark landmarks on foot then drag points to match
- PDF Foot report with manual annotations
- User-editable report templates, sell your own brand
- User-define UI and icon color
- Default English. Translate into your own local language
- Shoe size US/UK/EU/CN/JP standards
- Export to **STL/WRL/OBJ/PLY**, JPG/PNG, PDF report, CSV data files
- FTP send order to shoe/insole fabrication
- User-define RX form for orthopedic shoe/insole
- Developers: CMD/TCP call scanner to receive data-
-integration into your own CAD software and database
- Optional encrypt scanners to lock files
- Also support USOL, USOL-DUO and USOL-X scanners

XSOL-DUO Standard: Scanner, Power Adapter, USB Cable (White), and Foot Switch

XSOL-DUO Floor: XSOL-DUO Standard plus Toe Laser and Foldable Heel Camera (with laser)

Optional: XSOL-DUO Standard plus Heel Laser Module (No Camera)



XSOL-DUO Standard



XSOL-DUO Floor



Optional

Auto Tracking Blue Marker:

XSOL-DUO captures color texture, so the practitioner can mark points on the foot with a marker pen, take a scan, then drag 1st 5th met, heel center, and arch point to the marked point to obtain accurate measurements (including Medial/Lateral arch point height). Make sure the ink dries before scanning to avoid smearing the top plate.

If 2 blue markers are placed on 1st Met and 5th Met before scanning, XSOL software identifies (tracks) the 2 markers automatically. The blue marker should be 5-10mm in diameter.



If 3 blue markers are placed on the heel, XSOL software identifies (tracks) the 3 markers automatically. The blue marker is 5~10mm in diameter.

