


XSOL-X provides more foot side 3D data than XSOL  
 Portable and reliable. Fast true 3D laser scan with color texture  
 Auto landmark, arch index, measurement, and diagnostic report  
 Custom shoes and orthotic insoles for foot clinics and retail stores

XSOL-X is Smaller/Lighter/Portable/Faster than USOL-X.



XSOL-X vs USOL-X



XSOL-X Floor

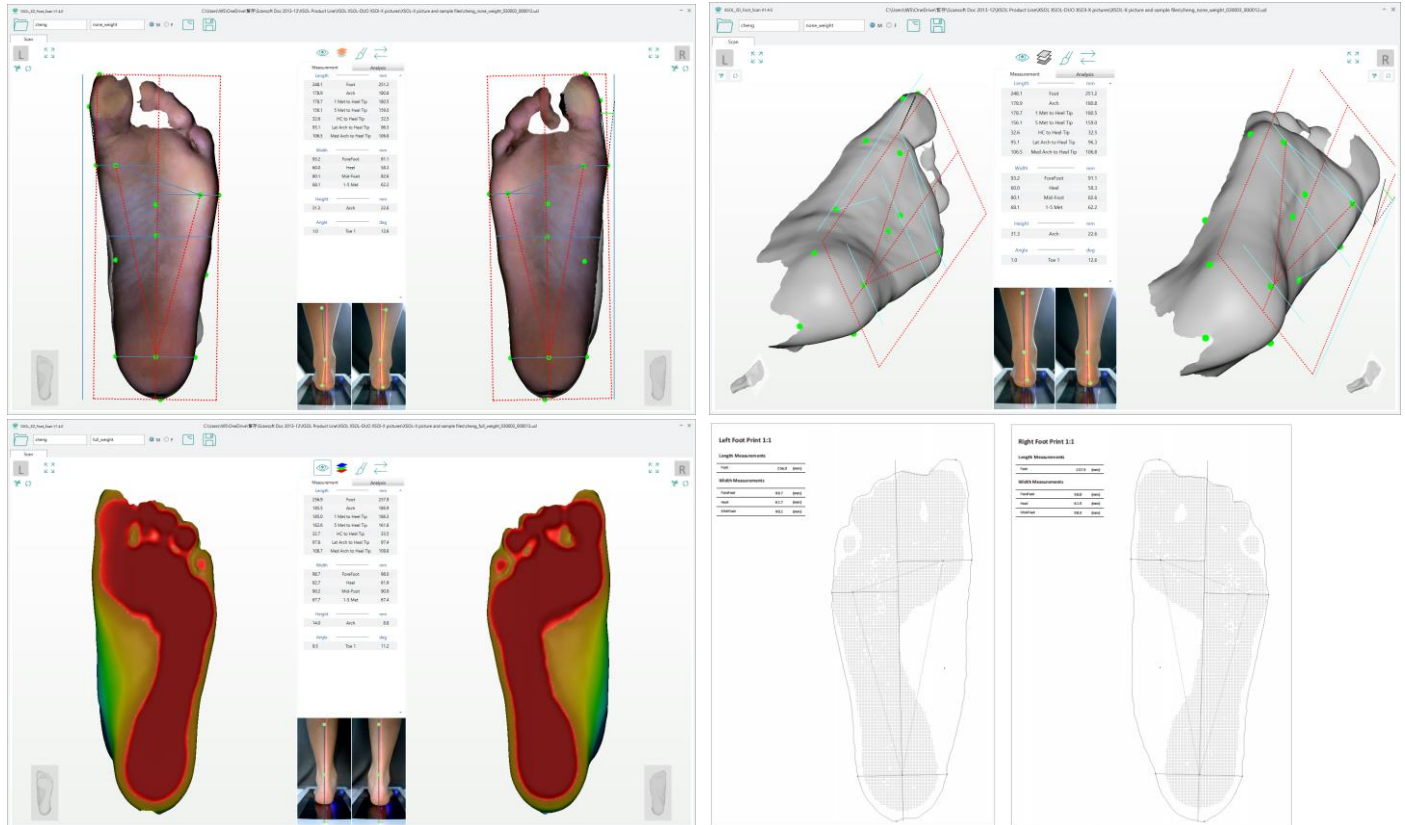


XSOL-X Floor



XSOL-X Vertical

XSOL software improves on USOL software (Same file formats).



Shop name: **cheng full\_weight**

Scan date: 2023/03/20 14:57:53

Scanner No: 030003\_000016

Age:   
 Gender: Male

---

**Snapshot**

	Left	Right
Foot Length (mm)	255.6	256.7
Foot Width (mm)	99.6	97.8
Shoe Size (EU)	41	41
Arch Index	0.24	0.24

Arch Index: Low+++ | Normal | High

**More**

Heel Angle & Leg Angle

	Left	Right
Heel Angle (deg)	9 Eve	7 Eve
Leg Angle (deg)	5 Inv	7 Inv

Hallux Angle

	Left	Right
Hallux Angle (deg)	3.1	12.7

## XSOL-X Hardware

- Foot Plantar 3D with color in non/semi/full weight  
**XSOL-X can't scan foam impression box. XSOL can.**
- Laser 3D Scan 4.3s/5.9s one-way  
Color texture 4.3s/5.9s return trip
- PC Minimum J4125 4G RAM 1080P display  
PC Recommended N5105 8G RAM or better
- Software UI or Foot switch to activate scan
- Room lighting (improved noise filtering than USOL-X)
- Heel camera has higher resolution than USOL-X
- Clean 3D mesh, +/- 1.0mm accuracy
- Scan Volume 350L X 170W X 80H mm
- Size: 528L X 230W X 69H mm
- Weight: 4.5Kg (9.9Lb)
- Load Capacity: 180 Kg (397Lb)
- Power adapter AC 100-240V; DC 12V/3A
- Customizable panels design and color
- CE/FDA/PSE certification/registration
- One-year limited warranty


## XSOL Software

- Win10/11, doesn't support Win7/8
- Auto diagnostic for arch type, bunion, and heel angle
- Auto tracking blue marker at 1st and 5th met points
- Auto tracking blue marker at 3 heel points.
- Mark landmarks on foot then drag points to match
- PDF Foot report with manual annotations
- User-editable report templates, sell your own brand
- User-define UI and icon color
- Default English. Translate into your own local language
- Shoe size US/UK/EU/CN/JP standards
- Export to **STL/WRL/OBJ/PLY**, JPG/PNG, PDF report, CSV data files
- FTP send order to shoe/insole fabrication
- User-define RX form for orthopedic shoe/insole
- Developers: CMD/TCP call scanner to receive data-  
integration into your own CAD software and database
- Optional encrypt scanners to lock files
- Also support **USOL, USOL-DUO and USOL-X** scanners


**XSOL-X Standard:** Scanner, Power Adapter, USB Cable (White), Foot Switch, Foldable Heel Camera (with laser)

**XSOL-X Floor:** **XSOL-X Standard plus** Toe Laser, Side Steps (Pair)

Optional: Scanner, Power Adapter, USB Cable (White), Foot Switch, Heel Laser Module (No Camera), Side Steps (Pair)



XSOL-X Standard



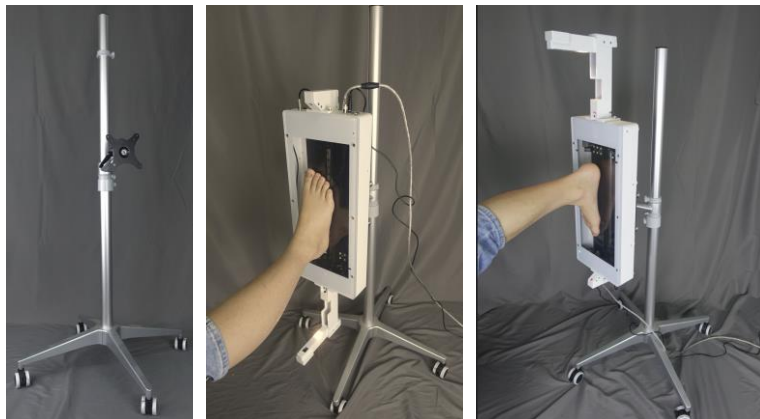
XSOL-X Floor



Optional

**XSOL-X Vertical:** **XSOL-X Standard plus** Toe Laser, Pedestal (with wheels) and VESA Conversion Bracket.

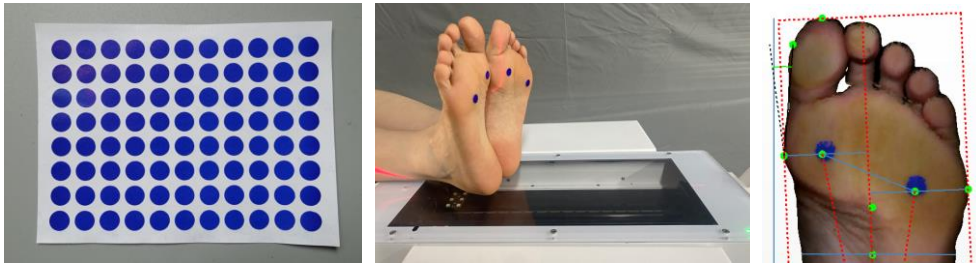
Pedestal needs assemble to reduce shipping size. Weight is 5KG. Support mounting position for supine or prone scans.  
Height adjustable 500-1200mm. Heel Camera records heel position. Heel and Toe laser help to control foot posture.



**Auto Tracking Blue Marker:**

XSOL-X captures color texture, so the practitioner can mark points on the foot with a marker pen, take a scan, then drag 1st 5th met, heel center, and arch point to the marked point to obtain accurate measurements (including Medial/Lateral arch point height). Make sure the ink dries before scanning to avoid smearing the top plate.

If 2 blue markers are placed on 1st Met and 5th Met before scanning, XSOL software identifies (tracks) the 2 markers automatically. The blue marker should be 5-10mm in diameter.



If 3 blue markers are placed on the heel, XSOL software identifies (tracks) the 3 markers automatically. The blue marker is 5~10mm in diameter.

